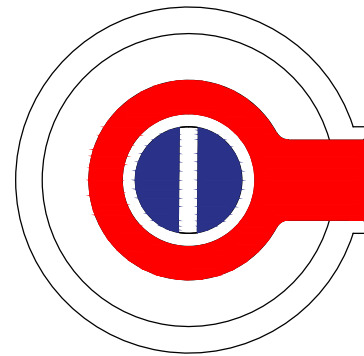
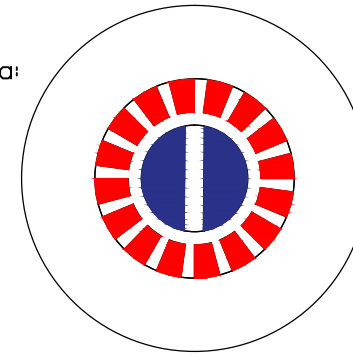


SECTION A-A  
SCALE 2 : 1



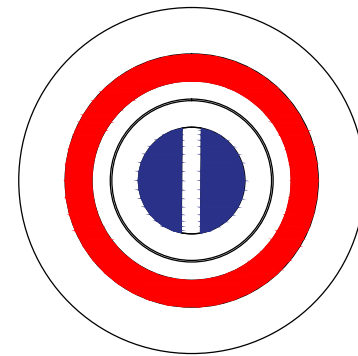
SECTION B-B  
SCALE 2 : 1

Площ на сеченията:  
Argon:133.80mm<sup>2</sup>  
H<sub>2</sub>O:38.73mm<sup>2</sup>



SECTION C-C  
SCALE 2 : 1

Площ на сеченията:  
Argon:64.36mm<sup>2</sup>  
H<sub>2</sub>O:38.73mm<sup>2</sup>



SECTION D-D  
SCALE 2 : 1

Площ на сеченията:  
Argon:106.815mm<sup>2</sup>  
H<sub>2</sub>O:38.73mm<sup>2</sup>



UNLESS OTHERWISE SPECIFIED: DIMENSIONS ARE IN MILLIMETERS SURFACE FINISH: TOLERANCES: LINEAR: ANGULAR:			FINISH:		DEBUR AND BREAK SHARP EDGES		DO NOT SCALE DRAWING		REVISION		
NAME	SIGNATURE	DATE					TITLE:				
DRAWN											
CHK'D											
APPV'D											
MFG											
Q.A						MATERIAL:	DWG NO. Section - Area		A3		
						WEIGHT:	SCALE:1:1		SHEET 1 OF 1		